

GENERAL INFORMATION

F-USB card is designed for DTM System radio receivers, equipped with the corresponding connector. It allows to connect the radio receiver to the PC via the USB port, for the management and programming using the LocalFlex application. F-USB card is supplied with microUSB cable.

SPECIFICATION

- Compatible with DTM System radio receivers equipped with a 36 pin card connector;
- Power supply via card connector;
- Operating temperature from -20°C to +55°C;
- Card dimensions [mm]: 64x26x6;
- MicroUSB cable;
- LocalFlex application available for download on the www.dtm.pl

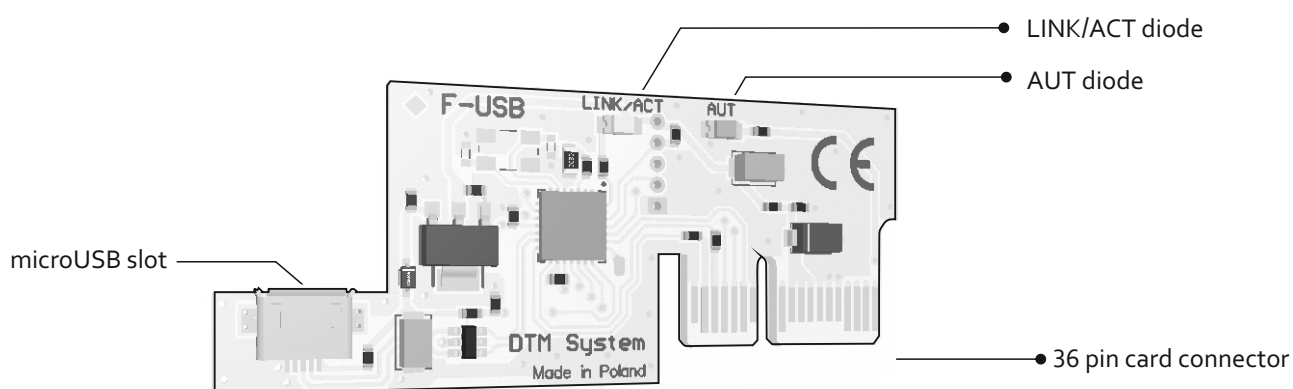


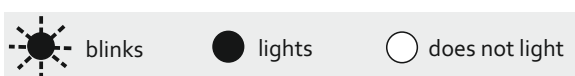
Fig. 1 F-USB card with functional elements description.

1. F-USBCARD INSTALLATION IN FLEX RECEIVER

Installing the F-USB card in the FLEX receiver consists in placing the card into 36 pin slot for dedicated cards. After placing the card into the slot, it must be connect via microUSB cable to the computer.

F-USB card has two LED indicating the card working mode:

green LED AUT	yellow LED LINK/ACT	Description
		ready to PC connection
		connection to the computer correct
		connection to the LocalFlex application correct



Tab. 1 LED description.

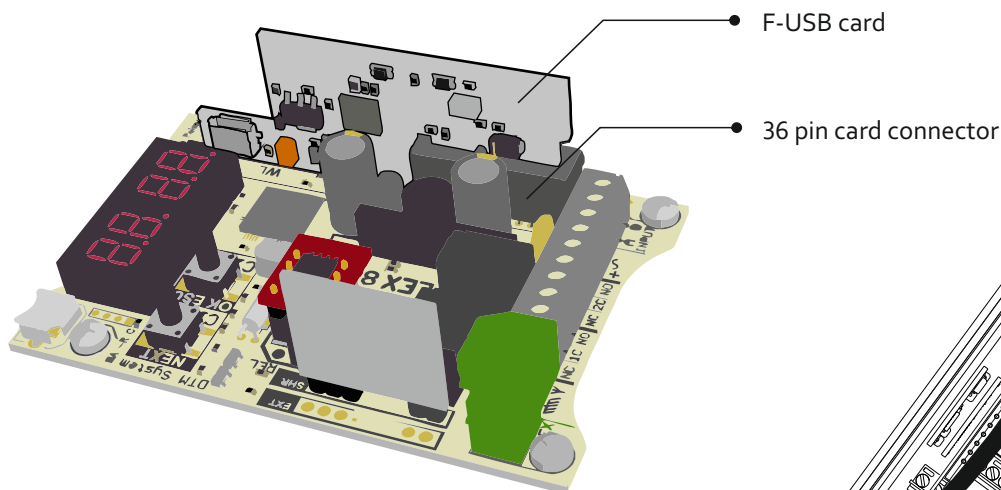


Fig. 2 F-USB card installation into FLEX receiver.

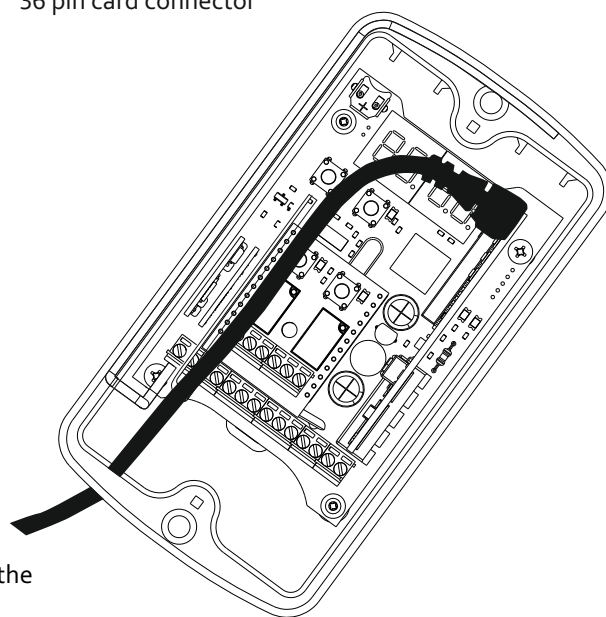


Fig. 3 MicroUSB cable positioning in FLEX housing.

Thanks to the angled microUSB cable, it is possible to connect the receiver to the computer and to close the receiver cover.



All work associated with connecting, installing and removing additional modules should be made with disconnected power supply.

The receiver can be powered from the USB connector, but without the possibility to control the receiver channels.

2. WARRANTY

DTM System provides operational and ready to use devices. The producer gives 24 months warranty from the selling date to the end customer. This time is counted according to the producer warranty labels or serial numbers placed on every product. Producer obliges himself to repair the device for free if during the warranty period there are problems which come because of his fault. Broken device should be supplied on customer's expense to the place of purchase and enclose clear and brief description of the breakage. The cost of mount/dismount is covered by the user. The warranty does not cover: batteries in the remote controls, faults caused by improper usage, user self repairs and adaptations, lightning strikes, voltages or short circuits in the electrical grid. Appropriate legal acts regulate details of the warranty.



DTM System hereby declares that the device complies with Directive 2014/30 / EU. The full text of the EU declaration of conformity is available at the Internet address.
www.dtm.pl

DTM System spółka z ograniczoną odpowiedzialnością spółka komandytowa

ul. Brzeska 7
85-145 Bydgoszcz

TEL:
+48 52 340 15 83

FAX:
+48 52 340 15 84

E-MAIL:
serwis@dtm.pl